



District Report Card: 2017


State: Telangana	District: Jayashankar
Class: 5	Subject: Language
Schools: 58	Students: 788


Participation/Coverage


Students

GENDER 	Boys		Girls	
	Number	%	Number	%
	396	50.25	392	49.75

AREA 	Rural		Urban	
	Number	%	Number	%
	770	97.72	18	2.28

CATEGORY 	SC		ST		OBC		GEN	
	Number	%	Number	%	Number	%	Number	%
	216	27.41	230	29.19	304	38.58	38	4.82

CWSN 	LD	VI	HI	S&LD	ID	Oth
	0	2	0	2	0	3

Management 	Government		Government-aided	
	Number	%	Number	%
	788	100.00	0	0.00

Average Performance of Students in Language (%)

Overall	Gender		Area		Management		Social Group			
	Male	Female	Rural	Urban	Govt.	Aided	SC	ST	OBC	GEN
53.07	53.00	53.15	53.58	31.48	53.07	0.00	58.27	45.25	54.45	59.82

Performance on Learning Outcomes (LOs)

Learning Outcomes	Description	Average Performance(%)
L504	Reads and comprehends independently storybooks, news items/ headlines, advertisements etc.	52.21
L508	Reads text with comprehension, locates details and sequence of events	53.50

Range of Performance of Students who Answered Correctly							
Below 30%		30% - 50%		50% - 75%		Above 75%	
Number	%	Number	%	Number	%	Number	%
127	16.12	238	30.20	292	37.06	131	16.62

Lowest Performing Learning Outcomes (LOs)

- 1 - Reads and comprehends independently storybooks, news items/ headlines, advertisements etc. (52.21)
- 2 - Reads text with comprehension, locates details and sequence of events (53.50)